

# 1

## UNIT 1

1

### *Introductions and Personal Information*

*In this unit you will introduce yourself and give and get personal information.*

*You will use different types of questions and affirmative and negative sentences. You will also see how pronouns are used at the beginning and end of sentences.*

*In the culture notes, you will learn about the custom for giving your name, what Deaf people call themselves in ASL, and the difference between questions that ask where you live and where you are from.*

#### INTRODUCTIONS



Alex: I DON'T KNOW WHO YOU.       whq        
NAME YOU?



Lisa: I NAME L-I-S-A B-E-N-E-S.       whq        
NAME YOU?

Alex: I NAME A-L-E-X J-O-N-E-S. NICE MEET-YOU.

Lisa: NICE MEET-YOU.

#### Key Structures

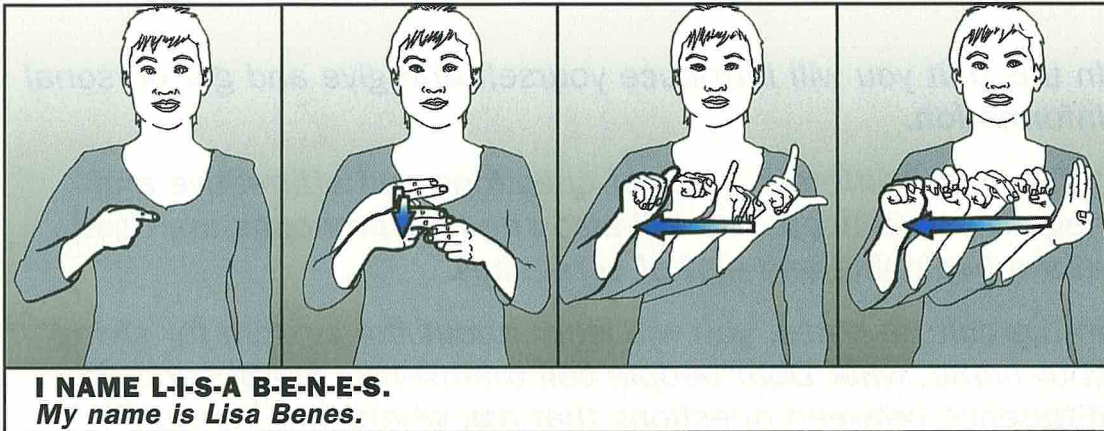


	
<p><b>whq</b> <b>NAME YOU?</b> <i>What's your name?</i></p>	

**Grammar Note**

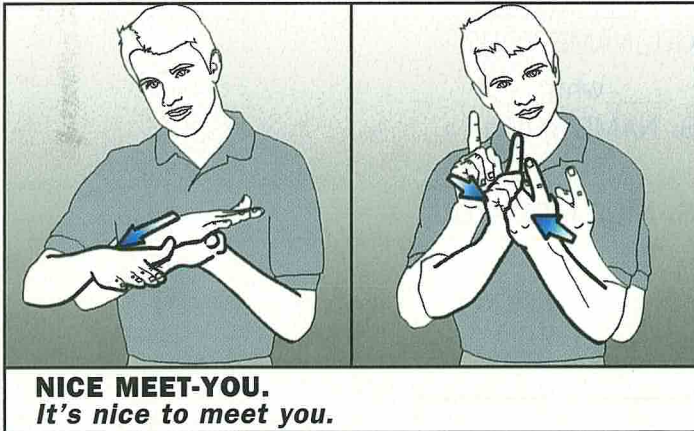
\_\_\_whq\_\_\_

Questions which ask for information such as NAME YOU? are signed with the eyebrows squeezed together and the head tilted forward (represented by the marker \_\_\_whq\_\_\_). As with all question forms, the signer maintains eye contact with the person being asked the question.



**Culture Note**

It is customary in first introductions, even casual ones, to offer your first and last name.



**Exercise 1A**

Introduce yourself to the classmate sitting on either side of you.

Prompt: Give your name.

Ask for the other person's name.

Express your pleasure at having met this person.

**PERSONAL INFORMATION**



Alex: <sup>q</sup> YOU STUDENT YOU?

Lisa: YES. I STUDENT I. <sup>q</sup> YOU?

Alex: NO. I NOT STUDENT I.

Lisa: <sup>q</sup> YOU DEAF YOU?

Alex: YES. I DEAF I. <sup>q</sup> YOU HEARING YOU?

Lisa: YES. I HEARING I.

**Key Structures**



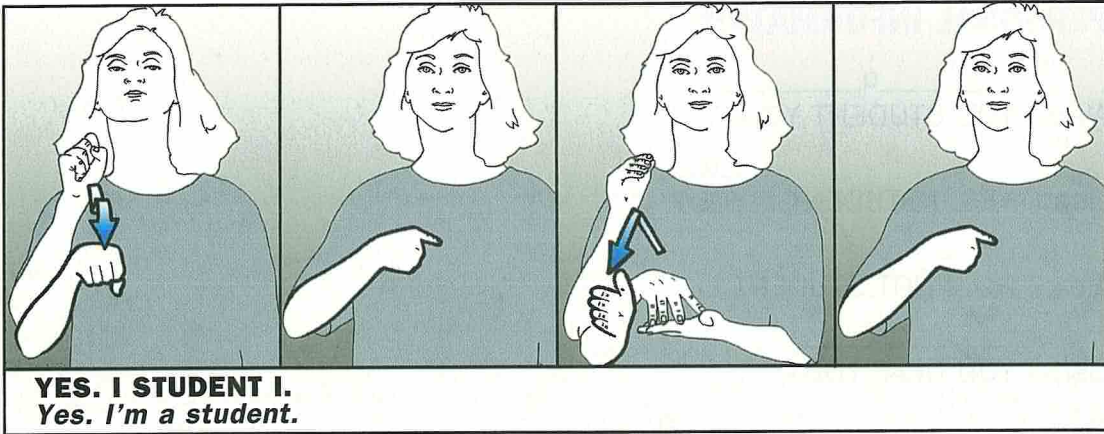
<sup>q</sup>  
**YOU STUDENT YOU?**  
*Are you a student?*

**Grammar Note**

Questions which ask for a “yes” or “no” answer are signed with the eyebrows raised and the head tilted forward (represented by the marker <sup>q</sup>). Remember to maintain eye contact with the person you are asking the question.

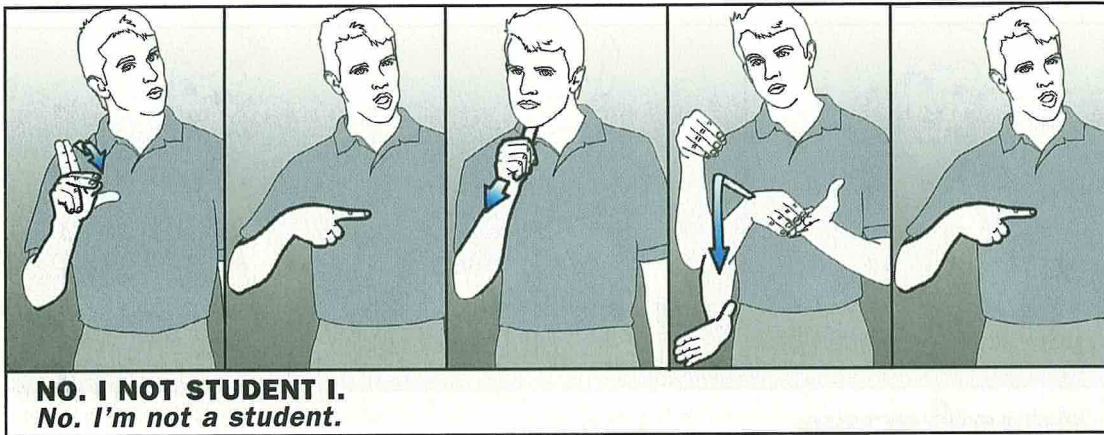
In questions such as these and in sentences such as I STUDENT I on the following page, the subject pronoun is sometimes repeated at the end of the sentence.






**Grammar Note**

Simple affirmative sentences such as YES. I STUDENT I are accompanied by head nodding.



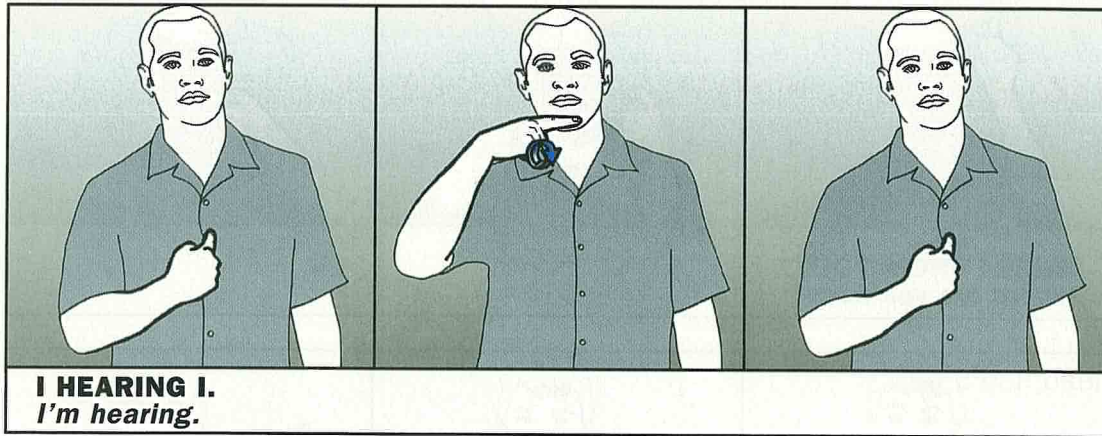
**Grammar Note**

Simple negative sentences such as NO, I NOT STUDENT I are accompanied by head shaking.



**Culture Note**

DEAF is used in the above sentence to refer to the social and cultural identification of the person. DEAF is Deaf people's name for themselves. The sign may also be used to comment on hearing ability.



**Exercise 1B**

Complete this open dialogue.

- Joe: Are you a student?
- You: (Tell him you are a student and ask him if he is a student.)
- Joe: No, I'm not a student. What's your name?
- You: (Tell Joe your name and ask his name.)
- Joe: My name is Joe.
- You: (Ask Joe if he is Deaf.)
- Joe: No, I'm not Deaf. Are you Deaf?
- You: (Tell Joe if you are Deaf or hearing.)

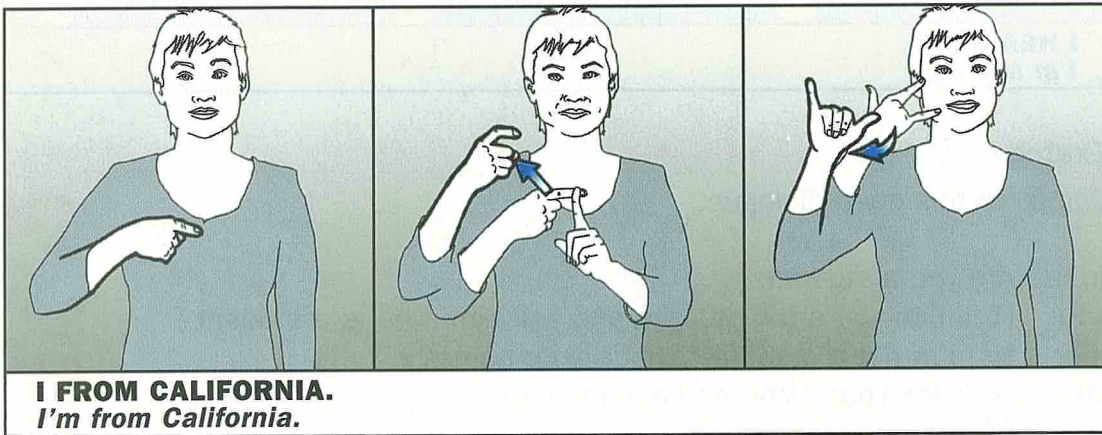
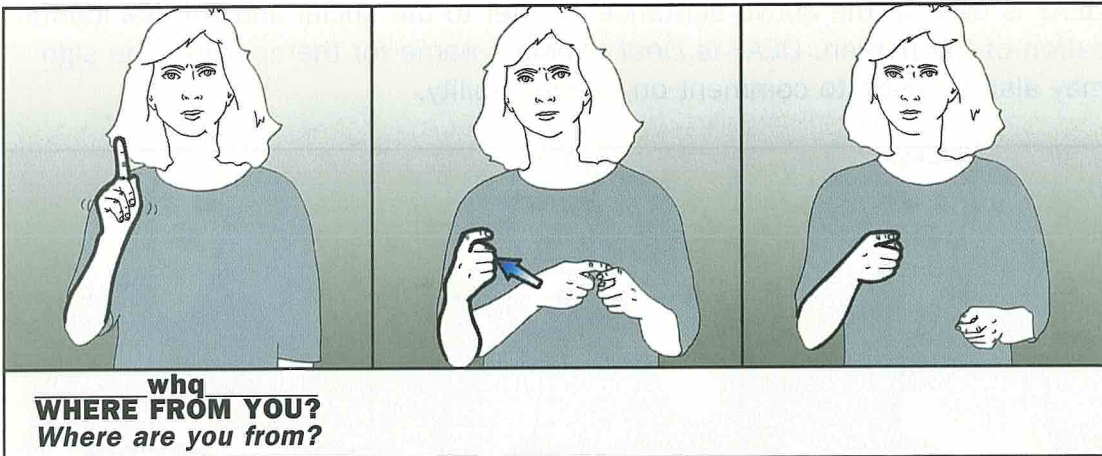
**MORE PERSONAL INFORMATION**



- Lisa: \_\_\_\_\_whq\_\_\_\_\_  
WHERE FROM YOU?
- Alex: I FROM NEW-YORK.
- Lisa: I FROM CALIFORNIA.
- Alex: \_\_\_\_\_whq\_\_\_\_\_  
WHERE LIVE YOU?
- Lisa: \_\_\_\_\_q\_\_\_\_\_  
I LIVE S-D. YOU STUDENT YOU?
- Alex: NO. I YOUR TEACHER.



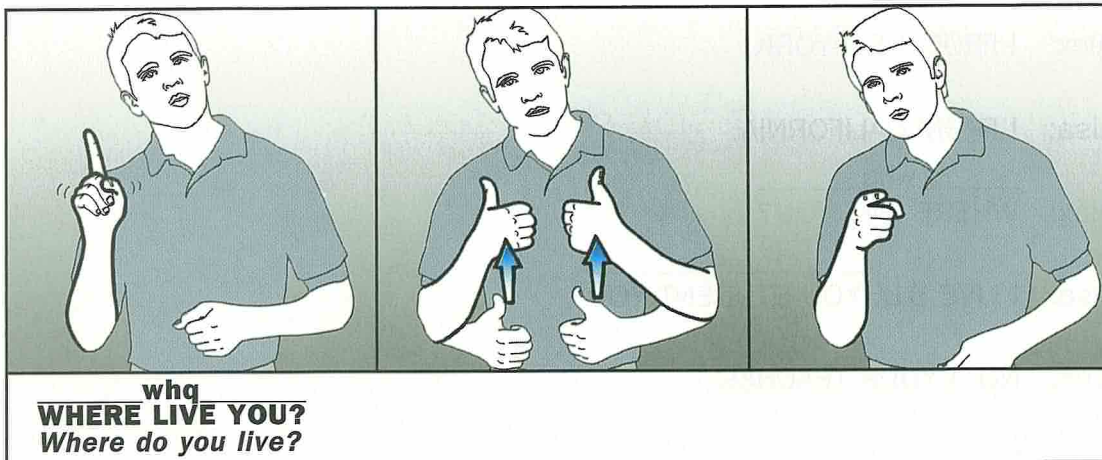
**Key Structures**



**Grammar Note**

The sentence above is signed without repeating the subject pronoun at the end of the sentence. This variation is possible as are the following:

- |              |                      |                  |
|--------------|----------------------|------------------|
| I STUDENT I. | I FROM CALIFORNIA I. | I NOT STUDENT I. |
| I STUDENT.   | I FROM CALIFORNIA.   | I NOT STUDENT.   |
| STUDENT I.   | FROM CALIFORNIA I.   | NOT STUDENT I.   |




**Culture Note**

\_\_\_\_\_ whq \_\_\_\_\_

WHERE LIVE YOU? asks where you are currently living.

\_\_\_\_\_ whq \_\_\_\_\_

WHERE FROM YOU? is different in that it usually asks where you are originally from. Among Deaf people it is used to ask which school for Deaf children you attended.



**Exercise 1C**


Respond to the prompt:

1. What's your name?
2. Where are you from?
3. Are you a student or a teacher?
4. Where do you live?
5. Are you Deaf?
6. Ask the person next to you his/her name.
7. Ask the person next to you where he/she is from.
8. Ask the person next to you if he/she is a student or a teacher.
9. Ask the person next to you where he/she lives.
10. Ask the person next to you if he/she is Deaf.




## VOCABULARY

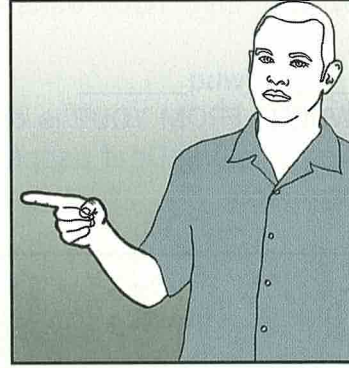
### ► Pronouns



**I, me**



**YOU**



**HE/SHE/IT, him/her**




**WE, us**



**THEY, them**



**YOU-plural**



**MY, mine**



**YOUR, yours**



**HIS/HER/ITS, hers**



**OUR, ours**




**THEIR, theirs**




**YOUR-pl., yours**



▶ Question Signs

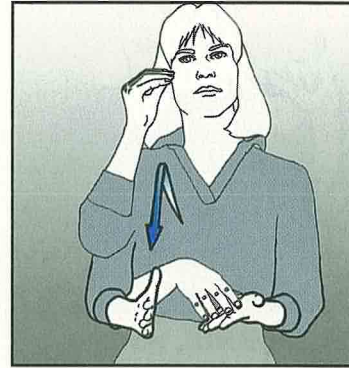


**WHO**

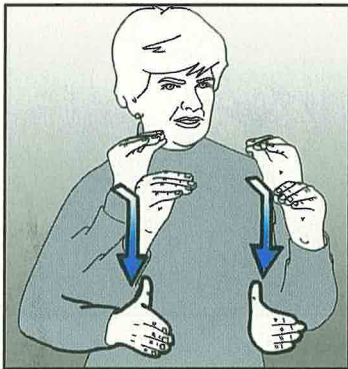


**WHERE**


▶ People



**STUDENT**




**TEACHER, professor**



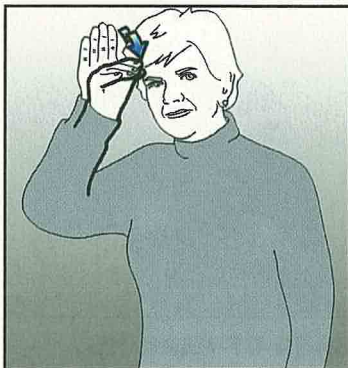
**MAN**




**WOMAN, lady**



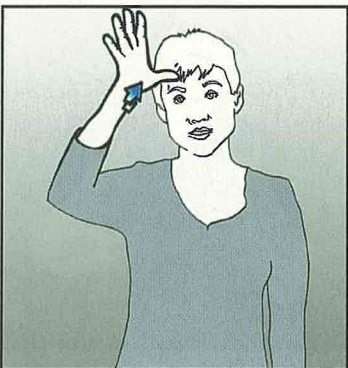
**GIRL**




**BOY, man**



**MOTHER**



**FATHER**

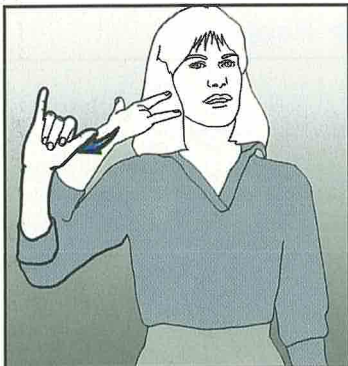


**SISTER**




**BROTHER**

► Places




**CALIFORNIA, gold**




**NEW-YORK**


► Other Vocabulary



**YES**



**NO**



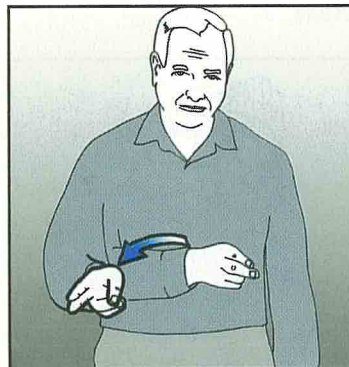
**DON'T-KNOW**



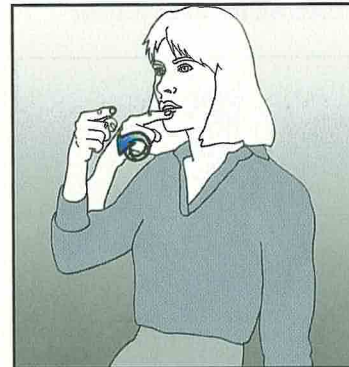
**NOT**



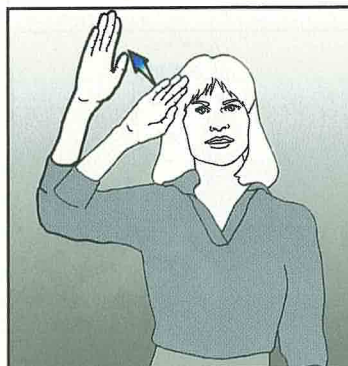
**DEAF**



**HARD-OF-HEARING**



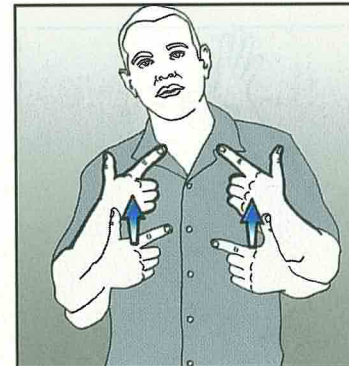
**HEARING (person),  
say, speaking**



**HELLO, hi**



**NAME**



**LIVE-1, life**





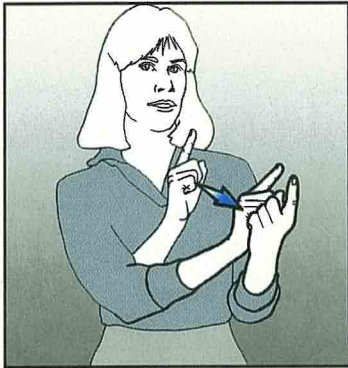
**LIVE-2**



**FROM**



**NICE, clean, pure**



**MEET-YOU**

